C&R CAPITAL & REGIONAL

# CONNECTING WITH OUR COMMUNITIES

## LEASING & COMMERCIAL OPPORTUNITIES

# CONTENTS


**ABOUT C&R** 3

Redefining Communities 4

About C&R Community Shopping Centres 6

Understanding our Partners' needs 7

**LEASING** 9

Flexible Leasing Opportunities 10

**COMMERCIAL OPPORTUNITIES** 13

Our Connected Experience 14

**OUR CENTRES** 15

Key Statistics 16

The Marlowes, Hemel Hempstead 27

Exchange, Ilford 36

The Mall Luton 47

The Mall Maidstone 57

Kingfisher Centre, Redditch 68

17&Central, Walthamstow 77

The Mall Wood Green 86

# ABOUT
# C&R

# REDEFINING COMMUNITIES

Capital & Regional is a UK property REIT specialising in community centres. We operate places for people to shop, eat, work and relax.

We invest, manage and enhance retail property through the creation of dynamic environments tailored to the local community.



c.£0.5 BILLION
Portfolio under management

900+
Total number of retail units

C&R CENTRES ARE SPECIFICALLY AND INDIVIDUALLY DESIGNED TO BE A MAGNET FOR THE LOCAL COMMUNITY - HELPING OUR RETAIL CUSTOMERS AND PARTNERS TO DRIVE REVENUE THROUGH FOOTFALL PRECISELY MATCHED TO THEIR OFFERING.

FOR OUR GUESTS, C&R CENTRES STRIVE TO EXCEED COMMUNITY NEEDS, EXPECTATIONS AND PREFERENCES. OUR TOTAL FOCUS IS TO COMBINE EXCELLENT STANDARDS OF OPERATION WITH A LOCALLY-TAILORED SOCIAL AND SHOPPING EXPERIENCE

**LAWRENCE HUTCHINGS,**
CHIEF EXECUTIVE

# ABOUT C&R COMMUNITY SHOPPING CENTRES

We define and lead Community Shopping, through our passionate creation of vibrant retail spaces and exceptional Customer and Guest experience.

WHAT WE PROVIDE

We sit firmly in a position to serve people's **essential, and regular, non-discretionary shopping needs.**

HOW OUR PARTNERS BENEFIT

**Frequent, repeat, footfall and high conversion rates** coupled with **affordable occupier costs** make our centres great for our occupier partners. Community centres are the engine room of modern retail.

OUR DIFFERENCE

We're proudly different from the regional uber Malls. We're local and part of everyday life. More than just places to shop, **we operate hubs for the local community.**

# WE UNDERSTAND OUR PARTNERS' NEEDS

We own and operate community shopping centres and have established one of the UK's leading community shopping centre brands in The Mall. We use this brand franchise, as well as individual centre brands, and our extensive retail management expertise to offer exceptional opportunities to our retailers and business partners, and to local communities. Our managers work energetically to understand our retail partners' specific needs and provide the means to satisfy them.

## OUR CENTRES:

- Bring shoppers the best shopping experience
- Deliver sustainable out performance for our investor partners.
- Reach out to and supports local communities.
- Work dynamically, openly and enthusiastically with operators at local and national levels to develop measurable and sustainable improvements in their profitability.

We strive to deliver the best possible experience for our shoppers and a profitable trading environment for our occupiers

# LEASING

# FLEXIBLE LEASING OPPORTUNITIES

Whatever your needs, from multiple units in several locations to a single small outlet, our leasing team will work creatively with you to help you derive maximum benefit from your occupancy and your service charge.

Nothing is ruled out: we are totally flexible and the possibilities are endless. Let us show you how our creative approach adds value for your business and maximises your commercial opportunity.

In line with our strategy, we have continued to remerchandise our portfolio by leasing space to a range of different operators, helping to drive footfall, increase dwell times, and better serve our local communities.

# COMMERCIAL OPPORTUNITIES

## PROMOTIONAL SPACE

As a host brand we provide the physical environment in which brands can come to life, connect with consumers and create sustainable relationships with them. Situated in high-footfall areas, spaces are available in various sizes to suit all brand experiences.

## PRODUCT SAMPLING

Get your product directly into the hands of shoppers and create a powerful, lasting impression. Combine with media or promotional spaces for maximum impact.

## MEDIA

Use our media channels to get your brand, product or message to millions of weekly shoppers, while they're already in shopping mode. We have a range of traditional digital media opportunities throughout our centres.

## SPONSORSHIP

We can help create joint marketing initiatives and provide brands with opportunities to get involved with a full calendar of centre events and promotions.

## KIOSKS

Trade from visually impactful and high quality, professional kiosk units with high passing footfall.

## RMUS

Our Retail Merchandising Units (RMUs) provide businesses with high quality, cost-effective units to sell from. They are positioned in the middle of high-footfall areas and allow for a range of merchandising options.

## POP-UPS

Start your business or trial a new product with limited risk with our pop-up and short term lease opportunities. Perfect for new businesses, brand campaigns and those looking to take the next step.

# OUR CENTRES

- 01 **THE MARLOWES** Hemel Hempstead
- 02 **EXCHANGE** Ilford
- 03 **THE MALL** Luton
- 04 **THE MALL** Maidstone
- 05 **KINGFISHER CENTRE** Redditch
- 06 **17&CENTRAL** Walthamstow
- 07 **THE MALL** Wood Green

# KEY STATISTICS

## FOOTFALL

**52**m
Total yearly footfall

**5.7**%
Above the national index (2021 FY)

1 MILLION
Average weekly footfall

63 MINS
Average dwell time

1.8 MILLION
Total core catchment

11,000
Total number of car parking spaces

1.2 TIMES PER WEEK
Average visit frequency

£43.88
Average transaction value

73%
Average conversion rate

UFFIN BREAK
THE MARLOWES
HEMEL
HEMPSTEAD

Marlowes
HEMEL HEMPSTEAD

# CONNECTING WITH HEMEL HEMPSTEAD

**The Marlowes** Hemel Hempstead is a strong south-east commuter town located just outside of the M25, which has recently benefited from significant investment from the local authority.

The opportunity exists to reposition this asset and potentially consolidate it with other retail properties adjoining the scheme, as part of a regeneration of the wider town centre.

wilko METRO BANK

YOUR M&S JD NEW LOOK

# LOCATION

Hemel Hempstead has a large total catchment, containing a population of almost a million people.

The Marlowes,
Hemel Hempstead,
HP1 1DX

151,837
Core catchment

36%
Town dominance

# KEY STATISTICS

340,000
Total size (sq ft)

78%
Average retail conversion

99
Number of retail units

67,746
Average weekly footfall

£30
Average retail spend

76.5 MINS
Average dwell time

1,175
Car parking spaces

£9
Average F&B spend

1.3 VISITS
Visit frequency (per week)

# DEMOGRAPHICS

Key ACORN profiles include affluent groups such as Executive Wealth and Career Climbers as well as strong representation from family segments.

## AGE/GENDER SPLIT

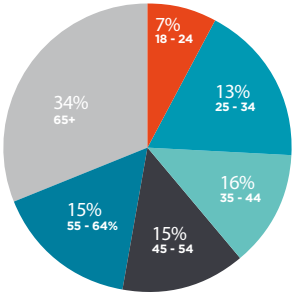

28%
Male

72%
Female

## ACORN PROFILES

36%

**FINANCIALLY STRETCHED**

16%

**AFFLUENT ACHIEVERS**

24%

**COMFORTABLE COMMUNITIES**

# FLOORPLAN

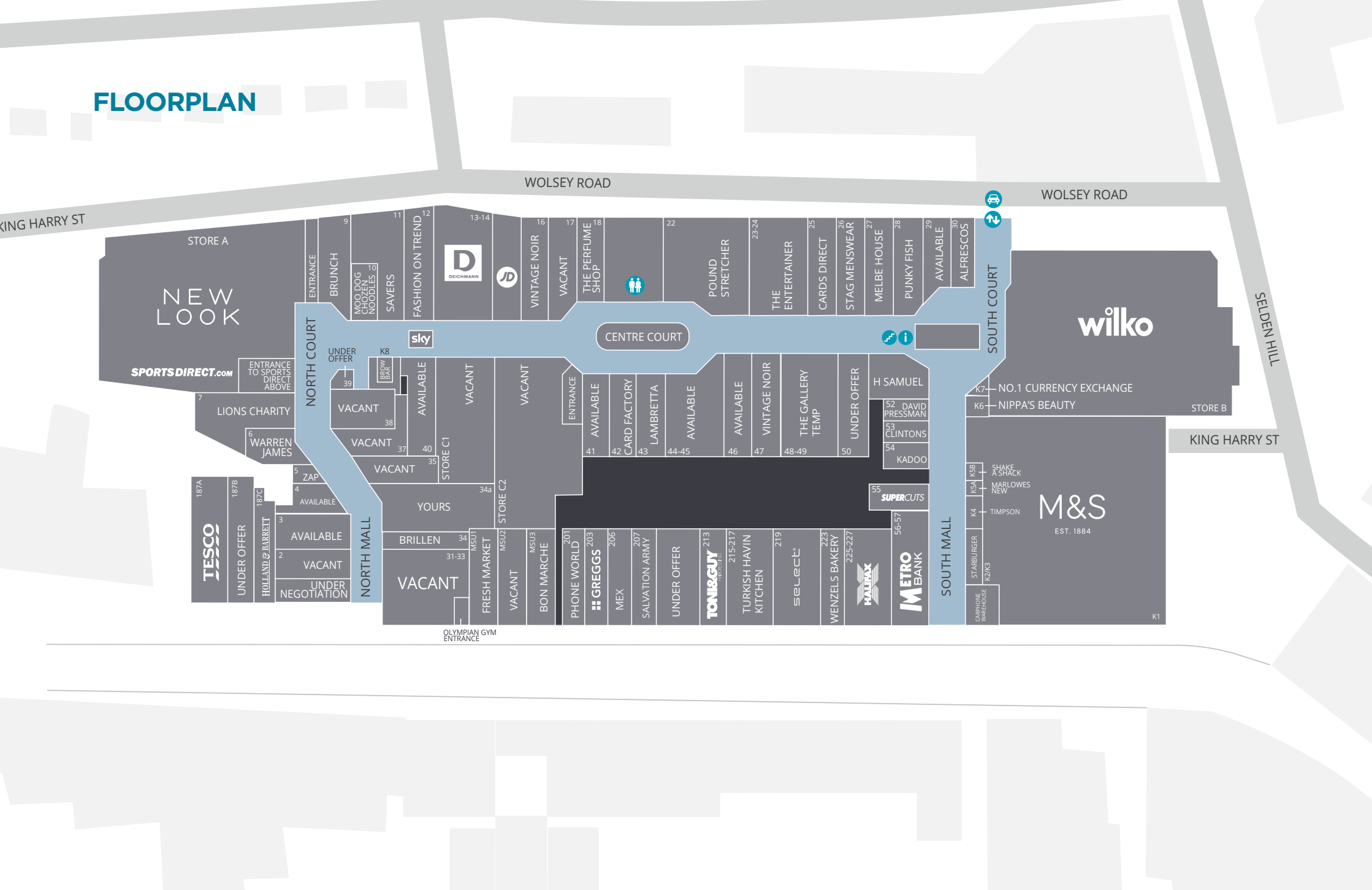

WOLSEY ROAD
WOLSEY ROAD
KING HARRY ST
KING HARRY ST
SELDEN HILL
STORE A
NEW LOOK
SPORTSDIRECT.com
ENTRANCE TO SPORTS DIRECT ABOVE
7 LIONS CHARITY
6 WARREN JAMES
5 ZAP
4 AVAILABLE
3 AVAILABLE
2 VACANT
UNDER NEGOTIATION
187A TESCO
187B UNDER OFFER
187C HOLLAND & BARRETT
ENTRANCE
9 BRUNCH
10 MOO DOG CHOZEN NOODLES
11 SAVERS
12 FASHION ON TREND
13-14 DEICHMANN
JD
16 VINTAGE NOIR
17 VACANT
18 THE PERFUME SHOP
22 POUND STRETCHER
23-24 THE ENTERTAINER
25 CARDS DIRECT
26 STAG MENSWEAR
27 MELBE HOUSE
28 PUNKY FISH
29 AVAILABLE
30 ALFRESCOS
NORTH COURT
CENTRE COURT
SOUTH COURT
NORTH MALL
SOUTH MALL
sky
UNDER OFFER
39
K8
BROW BAR
VACANT 38
VACANT 37
AVAILABLE 40
VACANT 35
STORE C1
VACANT
VACANT
STORE C2
YOURS 34a
BRILLEN 34
VACANT 31-33
OLYMPIAN GYM ENTRANCE
MSU1 FRESH MARKET
MSU2 VACANT
MSU3 BON MARCHE
ENTRANCE
41 AVAILABLE
42 CARD FACTORY
43 LAMBRETTA
44-45 AVAILABLE
46 AVAILABLE
47 VINTAGE NOIR
48-49 THE GALLERY TEMP
50 UNDER OFFER
H SAMUEL
52 DAVID PRESSMAN
53 CLINTONS
54 KADOO
55 SUPERCUTS
56-57 METRO BANK
201 PHONE WORLD
203 GREGGS
206 MEX
207 SALVATION ARMY
UNDER OFFER
213 TONI&GUY HAIRDRESSING
215-217 TURKISH HAVIN KITCHEN
219 select
223 WENZELS BAKERY
225-227 HALIFAX
wilko
K7 NO.1 CURRENCY EXCHANGE
K6 NIPPA'S BEAUTY
STORE B
M&S
EST. 1884
K5B SHAKE A SHACK
K5A MARLOWES NEW
K4 TIMPSON
STARBURGER
K2/K3
CARPHONE WAREHOUSE
K1

# CONTACT DETAILS

C&R

**LEASING EXECUTIVE**

**Emel Ahmet**
07795 601228
emel.ahmet@capreg.com

**REGIONAL SALES EXECUTIVE**

**Sofie Bajnoczky**
07546 413881
sofie.bajnoczky@capreg.com

Marlowes
HEMEL HEMPSTEAD

**GENERAL MANAGER**

**Humphrey Mwanza**
01442 413818
humphrey.mwanza@themall.co.uk

**www.themarlowes.co.uk**

# EXCHANGE
# ILFORD

EXCHANGE
ILFORD

# CONNECTING WITH ILFORD

**Exchange Ilford** is perfectly positioned in the heart of this bustling London community, just a stone's throw away from Ilford station with direct links to both central London and rural Essex within 15 minutes. Sitting on the Elizabeth Line this thriving up and coming London suburb is benefiting from significant investment into residential development as well as private and public realm improvements. The centre has a strong family focus and has recently undergone a number of best in class transformations that are attracting thousands of additional shoppers to the centre.

T.K.maxx

YOUR M&S

H&M

next

COSTA COFFEE

wilko

ANYTIME FITNESS

jobcentreplus

# LOCATION

Exchange is located directly opposite Ilford train station. The local catchment is also well served by new dedicated parent's parking, located at the entrance to the lower level family zone.

The Exchange
High Road, Ilford
Essex, IG1 4FA

394,597
Core catchment

48%
Town dominance

# KEY STATISTICS

**300,000**
Total size (sq ft)

**62%**
Average retail conversion

**77**
Number of retail units

**125,163**
Average weekly footfall

**£44**
Average retail spend

**61 MINS**
Average dwell time

**1,000**
Car parking spaces

**£7**
Average F&B spend

**1.2 VISITS**
Visit frequency (per week)

# DEMOGRAPHICS

Successful Suburbs, part of the Comfortable Communities ACORN classification, are the largest shopper group at The Exchange. They are very local with an average drivetime of 8 minutes and visit once a week spending long periods at the centre resulting in high conversion rates.

## AGE/GENDER SPLIT

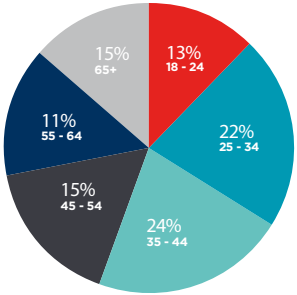


31%
Male

69%
Female

## ACORN PROFILES

23%

FINANCIALLY STRETCHED

22%

URBAN ADVERSITY

31%

COMFORTABLE COMMUNITIES

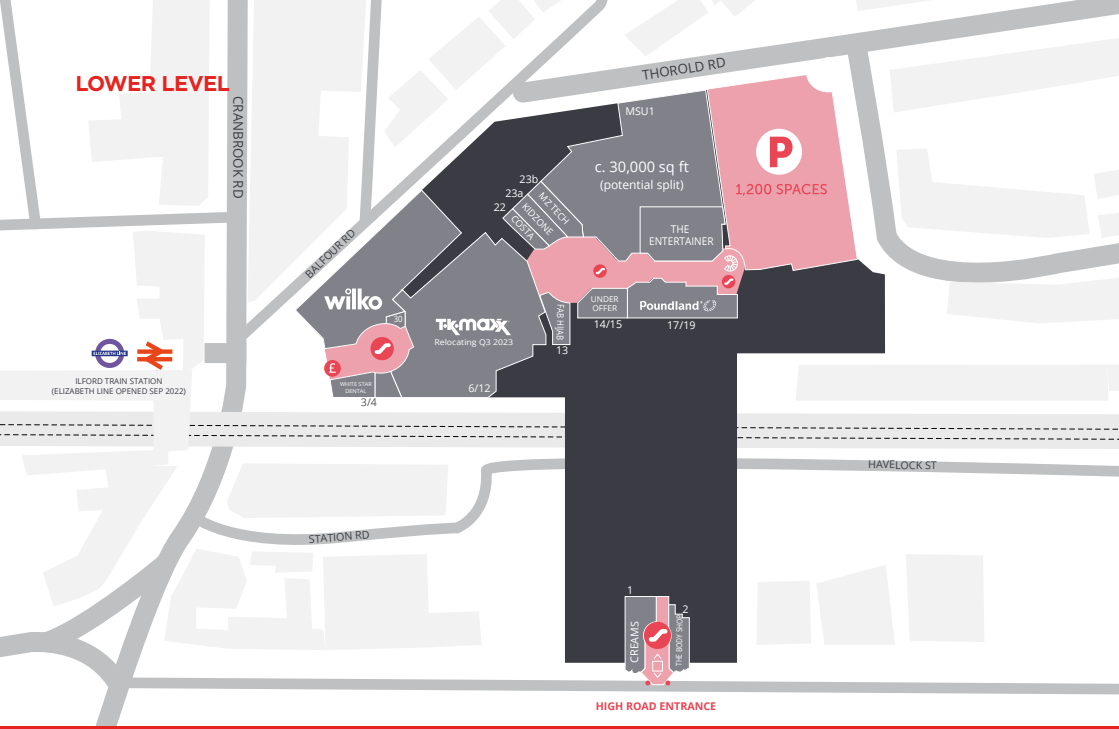
LOWER LEVEL
THOROLD RD
CRANBROOK RD
BALFOUR RD
MSU1
c. 30,000 sq ft
(potential split)
P
1,200 SPACES
23b
23a
22
M2 TECH
KIDZONE
COSTA
THE ENTERTAINER
wilko
30
T.K.maxx
Relocating Q3 2023
SWAN WAY
13
UNDER OFFER
14/15
Poundland
17/19
£
WHITE STAR DENTAL
3/4
6/12
ILFORD TRAIN STATION
(ELIZABETH LINE OPENED SEP 2022)
HAVELOCK ST
STATION RD
1
CREAMS
2
THE BODY SHOP
HIGH ROAD ENTRANCE

## MIDDLE LEVEL

# UPPER LEVEL

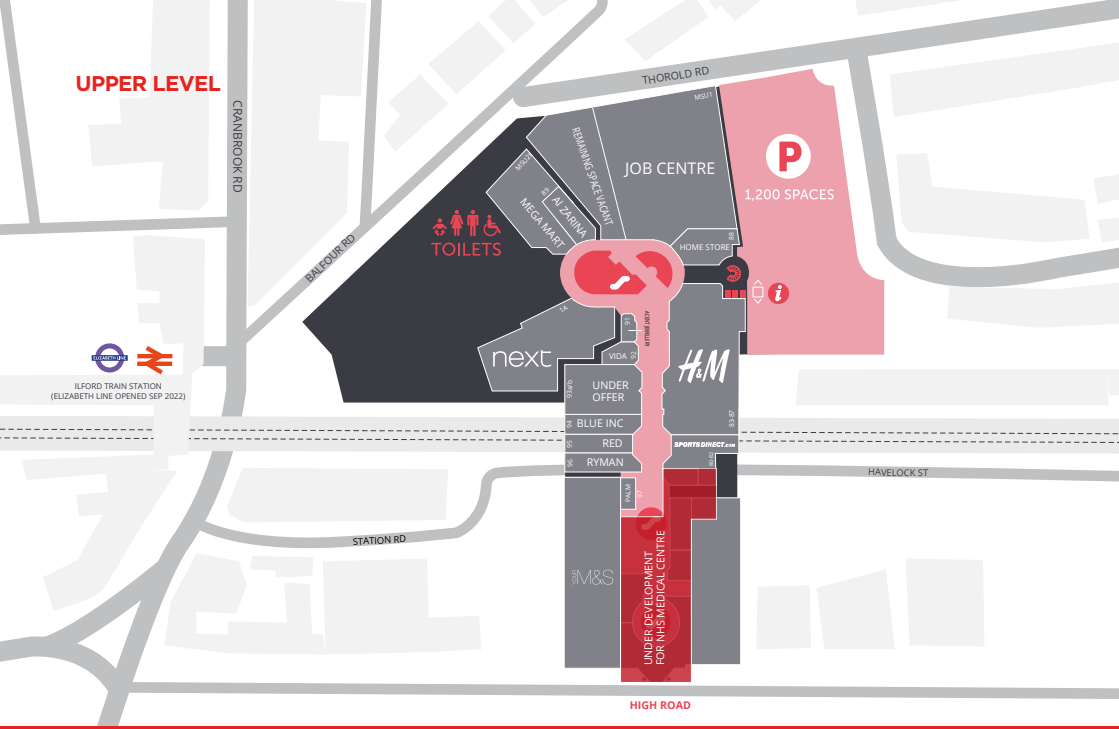

THOROLD RD
CRANBROOK RD
BALFOUR RD
STATION RD
HAVELOCK ST
HIGH ROAD
ILFORD TRAIN STATION
(ELIZABETH LINE OPENED SEP 2022)
TOILETS
MEGA MART
AL ZARINA
REMAINING SPACE VACANT
JOB CENTRE
1,200 SPACES
HOME STORE
next
VIDA
H&M
UNDER OFFER
BLUE INC
RED
RYMAN
SPORTS DIRECT.com
PALM
M&S
UNDER DEVELOPMENT FOR NHS MEDICAL CENTRE

# CONTACT DETAILS


**LEASING EXECUTIVE**
**Emel Ahmet**
emel.ahmet@capreg.com
07795 601228

**INTERIM REGIONAL SALES EXECUTIVE**
**Courtney Grace**
courtney.grace@capreg.com
07507 156831

**GENERAL MANAGER**
**Sarah de Courcy Rolls**
sarah@exchangeilford.co.uk
020 8553 3000


**www.exchangeilford.com**

THE MALL
LUTON

the mall
luton

# CONNECTING WITH LUTON

**The Mall Luton** is a bustling 900,000 sq ft scheme situated in the heart of this vibrant and thriving London satellite town. Luton has a strong employment base and a growing population with a high proportion of students. The Mall is the primary shopping destination, attracting over 200,000 people through its doors every week. The centre has been dramatically improved in recent years, with fresh design features, improved car parking, new guest facilities and kids play area.

PRIMARK®

LIDL

ANYTIME FITNESS

TESCO

H&M

Boots

wilko

T.K.maxx

# LOCATION

The Mall is the dominant retail offer in Luton, with a diverse and young catchment population.

The Mall Luton
37 Arndale Centre
Luton, Bedfordshire,
LU1 2LJ

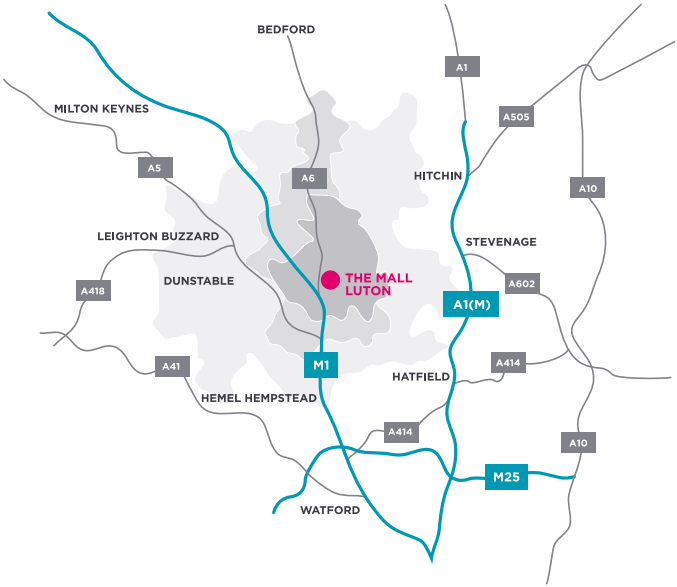


237,441
Core catchment

73%
Town dominance

# KEY STATISTICS

900,000
Total size (sq ft)

80%
Average retail conversion

158
Number of retail units

205,177
Average weekly footfall

£53
Average retail spend

72 MINS
Average dwell time

1,707
Car parking spaces

£7
Average F&B spend

1.3 VISITS
Visit frequency (per week)

# DEMOGRAPHICS

Luton is a thriving London satellite town with a strong employment base and a growing population.

## AGE/GENDER SPLIT

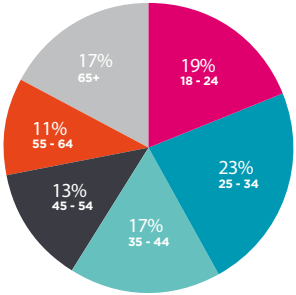


32%
Male

68%
Female

## ACORN PROFILES

34%

**FINANCIALLY STRETCHED**

22%

**URBAN ADVERSITY**

32%

**COMFORTABLE COMMUNITIES**

# LOWER LEVEL

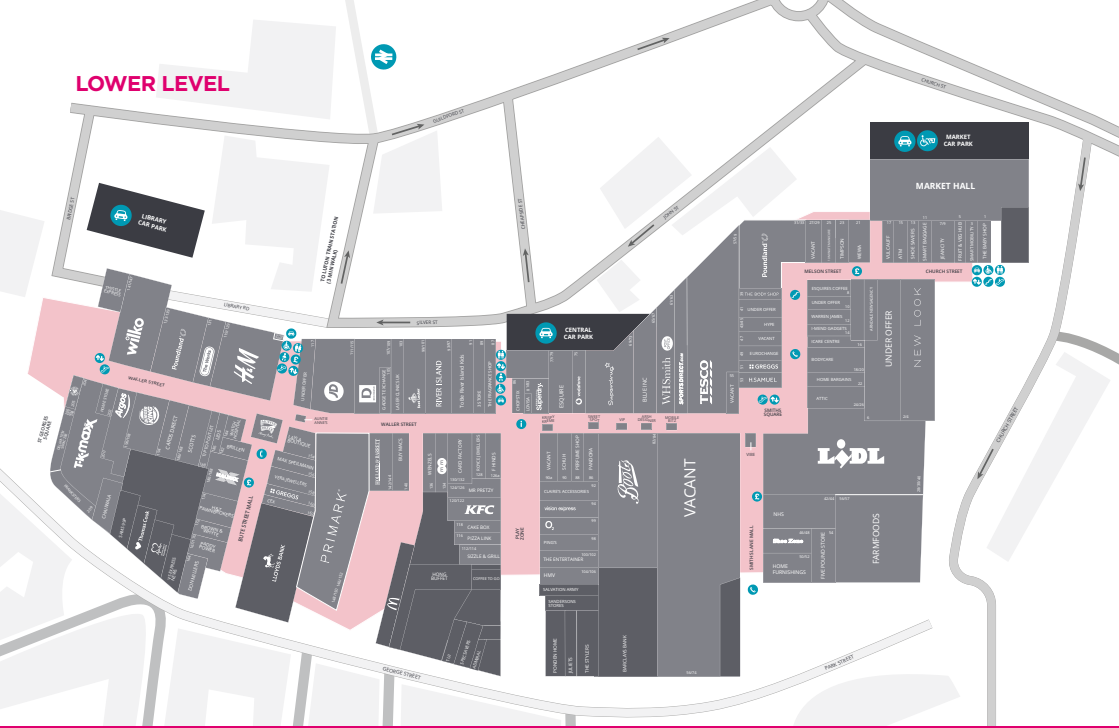

LIBRARY CAR PARK
CENTRAL CAR PARK
MARKET CAR PARK
MARKET HALL
CHURCH ST
GEORGE STREET
PARK STREET
WALLER STREET
BUTT STREET HALL
LLOYDS BANK
PRIMARK
KFC
RIVER ISLAND
TESCO
VACANT
LIDL
FARMFOODS
UNDER OFFER
NEW LOOK
MELSON STREET
CHURCH STREET
SMITHS LANE HALL

# UPPER LEVEL

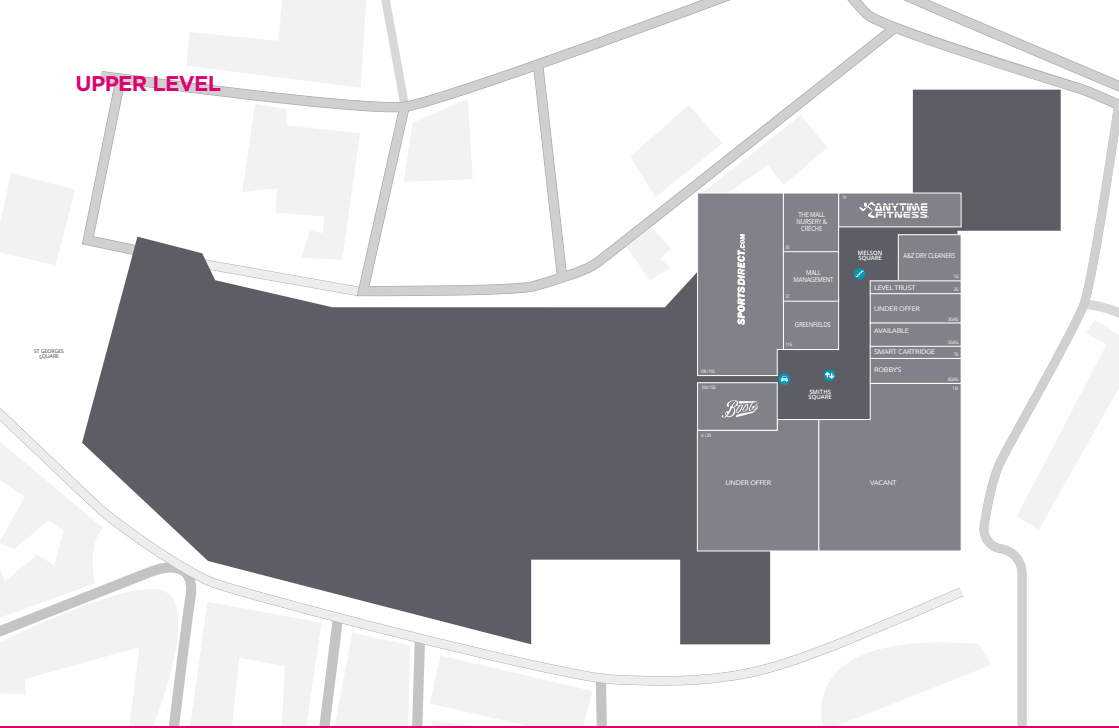
ST GEORGES SQUARE
SPORTSDIRECT.com
THE MALL NURSERY & CRÈCHE
ANYTIME FITNESS
MELSON SQUARE
A&Z DRY CLEANERS
MALL MANAGEMENT
LEVEL TRUST
UNDER OFFER
GREENFIELDS
AVAILABLE
SMART CARTRIDGE
ROBBY'S
SMITHS SQUARE
Boots
UNDER OFFER
VACANT

# CONTACT DETAILS

C&R

**ASSET MANAGER**
**Gareth Holland**
gareth.holland@capreg.com
07764 448520

**REGIONAL SALES EXECUTIVE**
**Sophie Bajnoczky**
sofie.bajnoczky@capreg.com
07546 413881

the mall blackburn

**GENERAL MANAGER**
**Roy Greening**
01582 412636
roy.greening@themall.co.uk

**www.themall.co.uk/luton**

# THE MALL
MAIDSTONE

the mall
maidstone

# CONNECTING WITH MAIDSTONE

Spread over three levels, **The Mall Maidstone** offers lots of family friendly shopping under cover and in a town centre location. Benefiting from 1000 car parking spaces and an adjacent bus station, Mall Maidstone shoppers visit more than once a week and on average spend over an hour in the centre.

wilko

Boots

MUFFIN BREAK
Always Fresh

TJ HUGHES

MATALAN

NEW LOOK

# LOCATION

In line with our community focus, The Mall Maidstone attracts a highly localised shopper, and the centre benefits from the adjacent bus station and town centre location.

The Mall Maidstone
Pads Hill
Maidstone, Kent
ME15 6AT

245,647
Core catchment

20%
Town dominance

# KEY STATISTICS

500,000
Total size (sq ft)

79%
Average retail conversion

103
Number of retail units

99,080
Average weekly footfall

£32
Average retail spend

71 MINS
Average dwell time

1,075
Car parking spaces

£7
Average F&B spend

1.2 VISITS
Visit frequency (per week)

# DEMOGRAPHICS

Maidstone's core catchment is primarily made up more affluent ACORN groups with a high proportion of Steady Neighbourhoods and Striving Families sitting on the centre's doorstep.

## AGE/GENDER SPLIT

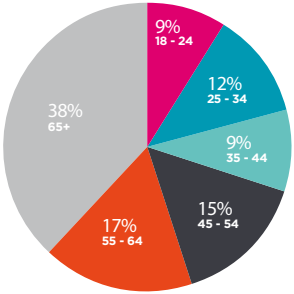


31%
Male

69%
Female

## ACORN PROFILES

29%

**FINANCIALLY STRETCHED**

16%

**AFFLUENT ACHIEVERS**

30%

**COMFORTABLE COMMUNITIES**

# LOWER LEVEL

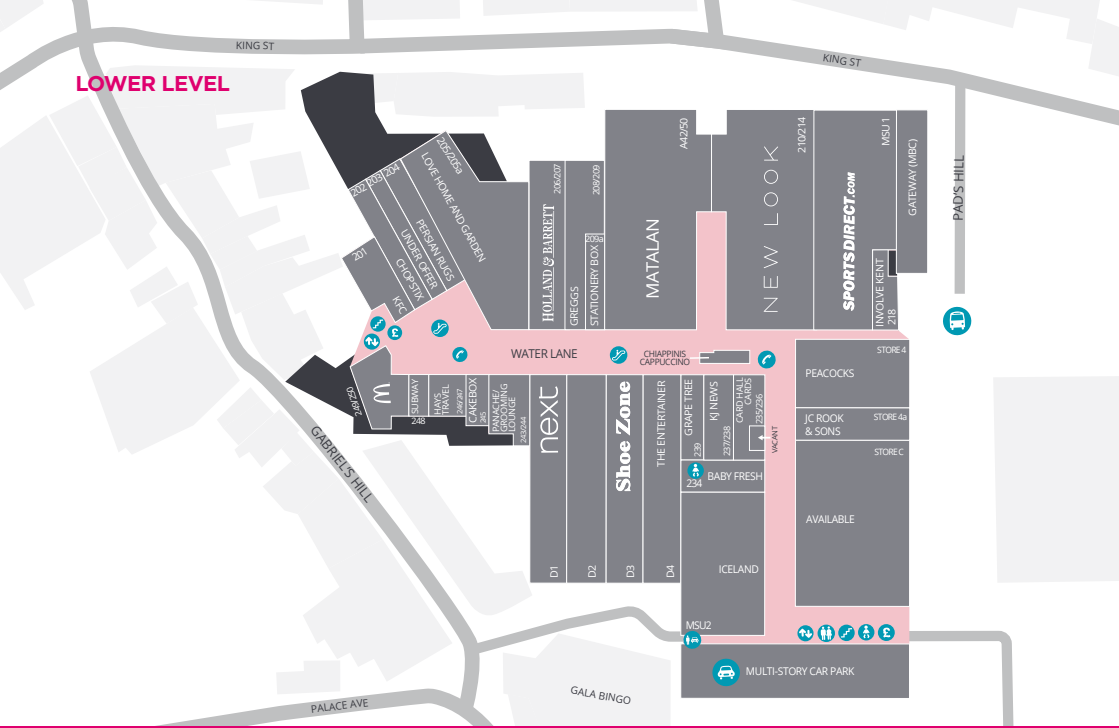

KING ST
KING ST
PAD'S HILL
GABRIEL'S HILL
PALACE AVE
GALA BINGO
205/205a
LOVE HOME AND GARDEN
202
203
204
PERSIAN RUGS
UNDER OFFER
CHOP STIX
201
KFC
HOLLAND & BARRETT
206/207
GREGGS
208/209
STATIONERY BOX
209a
MATALAN
A42/50
NEW LOOK
210/214
SPORTSDIRECT.com
MSU 1
GATEWAY (MBC)
INVOLVE KENT
218
WATER LANE
CHIAPPINIS CAPPUCCINO
STORE 4
PEACOCKS
JC ROOK & SONS
STORE 4a
STORE C
AVAILABLE
249/250
SUBWAY
248
HAYS TRAVEL
246/247
CAKEBOX
245
PANACHE/ GROOMING LOUNGE
243/244
next
D1
D2
Shoe Zone
D3
THE ENTERTAINER
D4
GRAPE TREE
239
KJ NEWS
237/238
CARD HALL CARDS
235/236
VACANT
234
BABY FRESH
ICELAND
MSU2
MULTI-STORY CAR PARK

# UPPER LEVEL

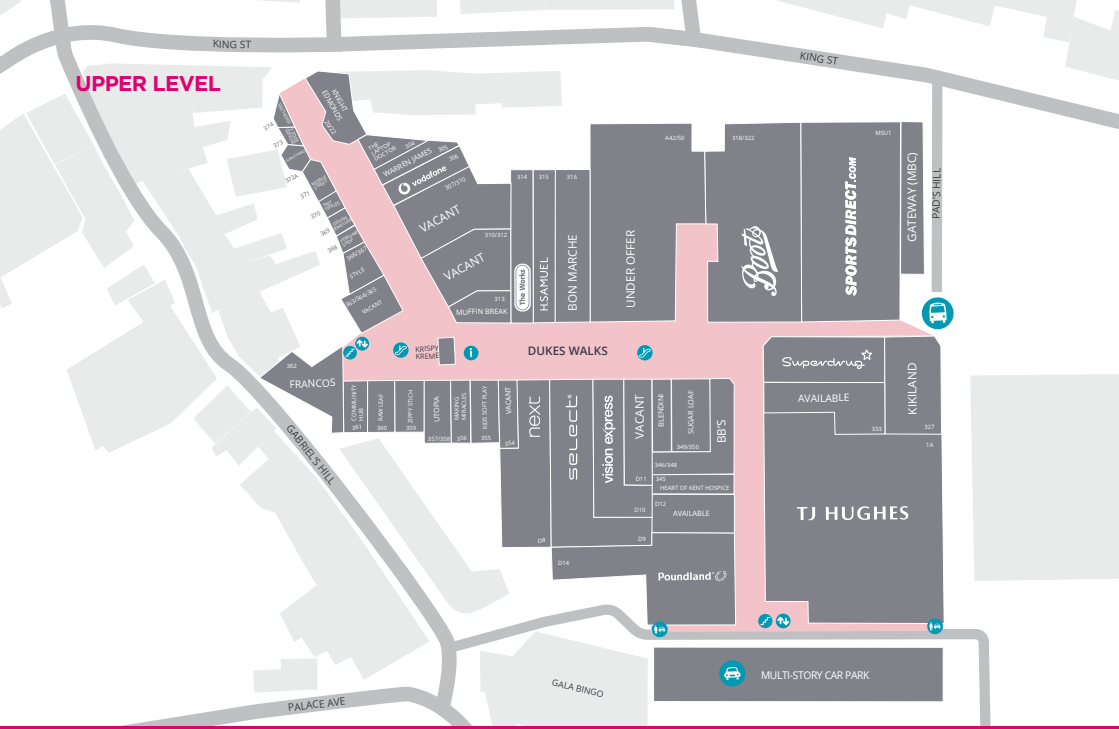

KING ST
KING ST
KNIGHT EDMONDS
2022
374
373
372A
371
370
369
368
THE LAPTOP DOCTOR
384
WARREN JAMES
385
306
vodafone
307/310
VACANT
310/312
VACANT
313
MUFFIN BREAK
314
The Works
315
H.SAMUEL
316
BON MARCHE
UNDER OFFER
A42/50
318/322
Boots
SPORTSDIRECT.COM
MSU1
GATEWAY (MBC)
PAD'S HILL
KRISPY KREME
DUKES WALKS
362
FRANCOS
COMMUNITY HUB
361
RAW LEAF
360
ZIPPY STICH
359
UTOPIA
357/358
MAKING MEMORIES
356
KIDS SOFT PLAY
355
VACANT
354
next
select
vision express
VACANT
BLENDINI
349/350
SUGAR LOAF
BB'S
346/348
345
HEART OF KENT HOSPICE
D11
D10
D12
AVAILABLE
D8
D9
D14
Poundland
Superdrug
AVAILABLE
KIKILAND
333
327
1A
TJ HUGHES
GABRIEL'S HILL
GALA BINGO
PALACE AVE
MULTI-STORY CAR PARK

## BUS STATION LEVEL

# CONTACT DETAILS


**ASSET MANAGER**
**Gareth Holland**
gareth.holland@capreg.com
07764 448520

**INTERIM REGIONAL SALES EXECUTIVE**
**Courtney Grace**
courtney.grace@capreg.com
07507 156831

**GENERAL MANAGER**
**Gavin Cockayne**
gavin.cockayne@themall.co.uk
01622 691130


**www.themall.co.uk/maidstone**

# KINGFISHER CENTRE
## REDDITCH

Kingfisher Redditch

# CONNECTING WITH REDDITCH

**Kingfisher** is the true hub of Redditch, with 170 retail units and a vibrant leisure offer including Vue Cinema, Pure Gym, Prezzo and Nandos.

Boots
PUREGYM
H&M
next
COSTA COFFEE
vue
wilko
JD
Nando's
TK MAXX
PRIMARK
PREZZO
Superdrug

# LOCATION

Kingfisher Shopping Centre is well connected to the road network with the M42 four miles away, facilitating access to the M5, M6 and M40 motorways, and sits directly opposite Redditch train station. The bus station is situated on the lower level of the centre with direct access to the recently revamped food and leisure section of the centre, called The Hub.

Walford House
Redditch, Worcestershire
B97 4HJ

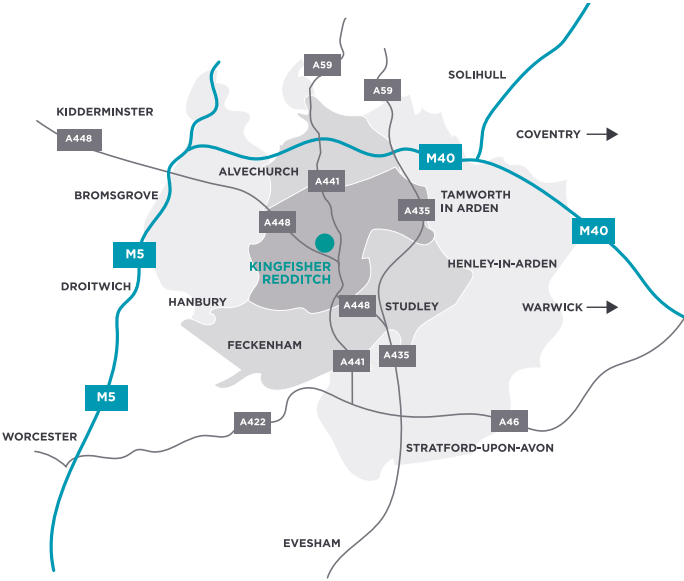


96,134
Core catchment

87%
Town dominance

# KEY STATISTICS

900,000
Total size (sq ft)

69%
Average retail conversion

174
Number of retail units

88,614
Average weekly footfall

£42
Average retail spend

83 MINS
Average dwell time

2,600
Car parking spaces

£9
Average F&B spend

1.2 VISITS
Visit frequency (per week)

# DEMOGRAPHICS

Kingfisher attracts a diverse demographic profile and compared to the national average, Kingfisher holds an above average proportion of professionals, senior managers, skilled tradesmen as well as an above average proportion of owner occupied properties.

## AGE/GENDER SPLIT

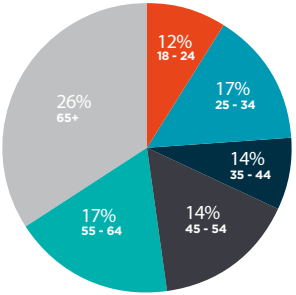


24%
Male

76%
Female

## ACORN PROFILES

30%

FINANCIALLY STRETCHED

12%

URBAN ADVERSITY

30%

COMFORTABLE COMMUNITIES

# FLOORPLAN

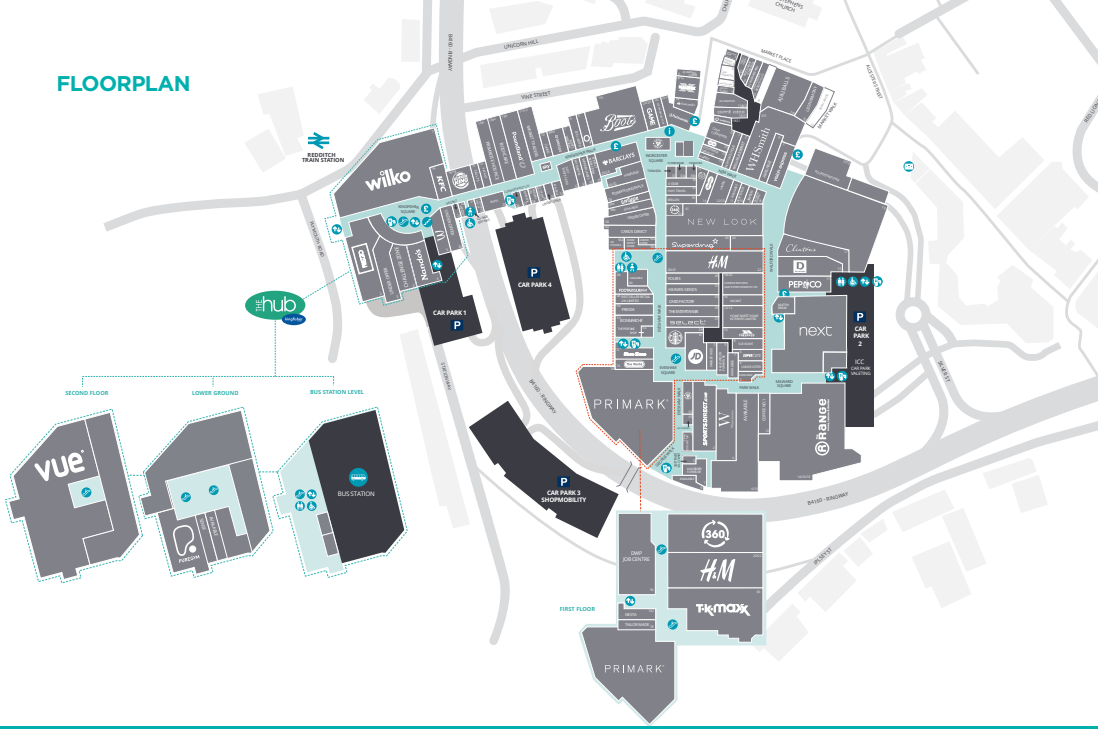

REDDITCH TRAIN STATION
wilko
KFC
Boots
Sportsman
Nandos
CAR PARK 1
CAR PARK 4
CAR PARK 3 SHOPMOBILITY
NEW LOOK
Superdrug
H&M
PEPSICO
next
CAR PARK 2
ICC
PRIMARK
SPORTSDIRECT
Range
360
H&M
T.K.maxx
PRIMARK
DMP JOB CENTRE
FIRST FLOOR
SECOND FLOOR
LOWER GROUND
BUS STATION LEVEL
vue
PURCHASE
BUS STATION
UNICORN HILL
VINE STREET
MARKET PLACE
ALSTON'S FIRST
SALEM ST
B4160 - RIVADAVIA
B4160 - RIVADAVIA
B4160 - RIVADAVIA

# CONTACT DETAILS

C&R

**LEASING EXECUTIVE**

**Tom Johnston**
tom.johnston@capreg.com
020 7932 8021

**LEASING EXECUTIVE**

**Alex Butler**
alex.butler@capreg.com
07756 505081

Kingfisher Redditch

**GENERAL MANAGER**

**Ken Williams**
ken.williams@kingfisher-centre.co.uk
01527 405800

**www.kingfishershopping.co.uk**

17&CENTRAL
WALTHAMSTOW
17& CENTRAL
COSTA COFFEE

17&CENTRAL
WALTHAMSTOW.

# CONNECTING WITH WALTHAMSTOW

17&Central has recently been given a new identity, replacing the previous Mall brand at this scheme with one that better reflects the distinct culture and dynamism of the local area.

Purchased in 2002, 17&Central sits at the heart of this vibrant and rapidly evolving London community. Positioned less than 20 minutes from Oxford Circus on The Victoria Line, C&R have ambitious plans for an 86,000 sq ft extension.

LIDL

Boots

GÖKYÜZÜ

DEICHMANN

the gym
find your fit

T.K.MAXX

★ PRET A MANGER ★



# LOCATION

Just 20 minutes from central London on the Victoria line, Walthamstow is one of the most in demand and up-and-coming locations in London, with the centre perfectly positioned just metres from the busy underground station and bus terminal.

17&Central
45 Selborne Walk
Walthamstow, London
E17 7JR

197,375
Core catchment

50%
Town dominance

# KEY STATISTICS

260,000
Total size (sq ft)

76%
Average retail conversion

64
Number of retail units

147,110
Average weekly footfall

£34
Average retail spend

44 MINS
Average dwell time

670
Car parking spaces

£7
Average F&B spend

1.1 VISITS
Visit frequency (per week)

# DEMOGRAPHICS

This North-East London suburb has been recognised as an up-and-coming area with a thriving creative demographic and a prime pick for young families and professionals who want easy access to central London.

## AGE/GENDER SPLIT

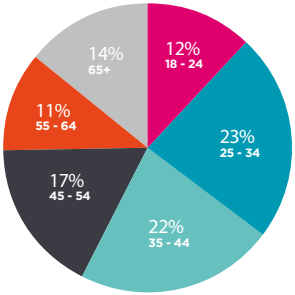


29%
Male

71%
Female

## ACORN PROFILES

31%

RISING PROSPERITY

35%

URBAN ADVERSITY

15%

COMFORTABLE COMMUNITIES

# LOWER LEVEL

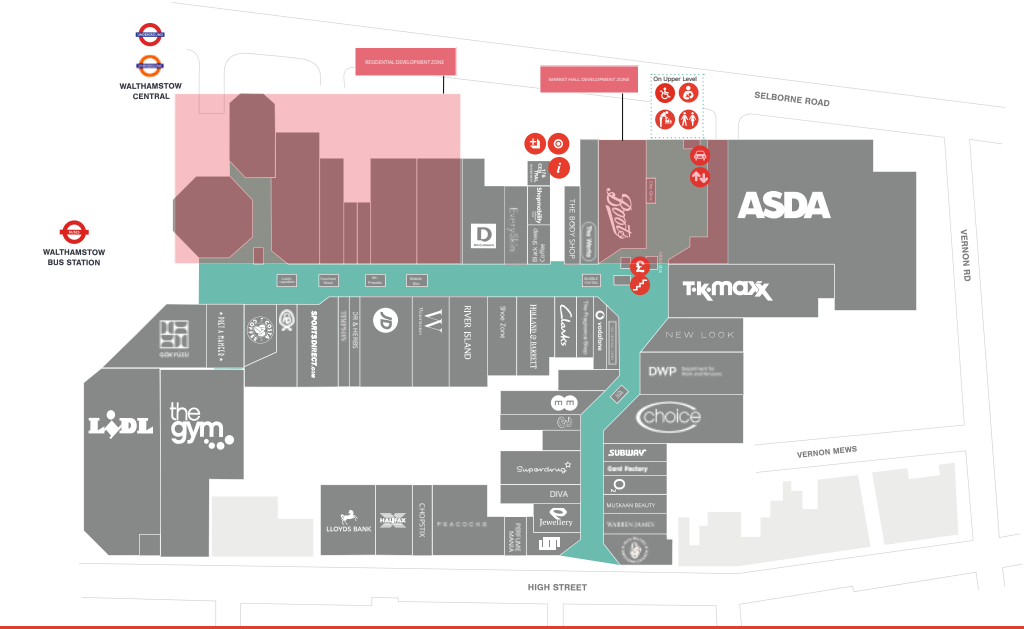

WALTHAMSTOW CENTRAL
WALTHAMSTOW BUS STATION
RESIDENTIAL DEVELOPMENT ZONE
MARKET HALL DEVELOPMENT ZONE
On Upper Level
SELBORNE ROAD
VERNON RD
VERNON MEWS
HIGH STREET
ASDA
T.K.maxx
NEW LOOK
DWP
choice
SUBWAY
Card Factory
MUSKAN BEAUTY
WARREN JAMES
Jewellery
DIVA
Superdrug
PRIMARK
PEACOCKS
CHOPSTIX
HALIFAX
LLOYDS BANK
LIDL
the gym
GOKYUZU
SPORTS DIRECT.com
DR & HERBS
RIVER ISLAND
Shoe Zone
HALLAND & BARRETT
Clarks
vodafone
THE BODY SHOP
The Works
Boots
Shoemobility
Black Cabs
Everyskin

# CONTACT DETAILS

C&R

**LEASING EXECUTIVE**

**Alex Butler**
alex.butler@capreg.com
07756 505081

**INTERIM REGIONAL SALES EXECUTIVE**

**Courtney Grace**
courtney.grace@capreg.com
07507 156831

17& CENTRAL WALTHAMSTOW

**GENERAL MANAGER**

**Gavin Cockayne**
gavin.cockayne@17andcentral.co.uk
020 8509 0016

**www.17andcentral.co.uk**

# THE MALL
## WOOD GREEN

the mall
wood green

# CONNECTING WITH WOOD GREEN

Situated just moments from **Wood Green** underground station, The Mall offers a buzzing urban shopping environment that includes Cineworld, Primark, H&M, TK Maxx, Pret and Five Guys, along with high-quality independent retailers and a vibrant market hall.

PRET A MANGER
wilko
H&M
PRIMARK
Superdrug
TK maxx
cineworld
Boots
NEW LOOK

# LOCATION

The Mall straddles the high street in Wood Green town centre, with easy access to the underground station and a strong local catchment.

The Mall Wood Green
159 High Road
Wood Green, London
N22 6YQ

292,212
Core catchment

51%
Town dominance

# KEY STATISTICS

**540,000**
Total size (sq ft)

**76%**
Average retail conversion

**101**
Number of retail units

**149,505**
Average weekly footfall

**£50**
Average retail spend

**62 MINS**
Average dwell time

**1,500**
Car parking spaces

**£9**
Average F&B spend

**1 VISITS**
Visit frequency (per week)

# DEMOGRAPHICS

The Wood Green catchment includes family groups and urban professional ACORN groups including Career Climbers and City Sophisticates.

## AGE/GENDER SPLIT

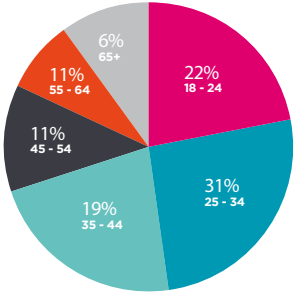


23%
Male

77%
Female

## ACORN PROFILES

38%

**RISING PROSPERITY**

36%

**URBAN ADVERSITY**

10%

**COMFORTABLE COMMUNITIES**

# LOWER LEVEL

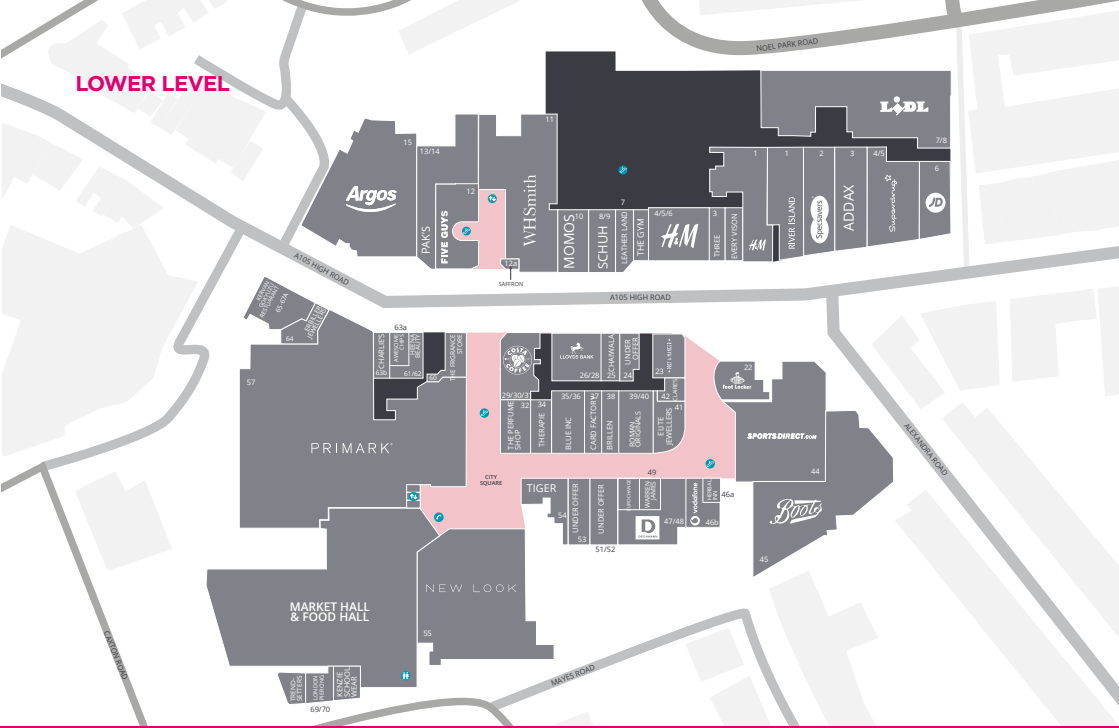

NOEL PARK ROAD
LIDL
Argos
PAK'S
FIVE GUYS
WHSmith
MOMOS
SCHUH
LEATHER LAND
THE GYM
H&M
THREE
EVERY VISON
RIVER ISLAND
Specsavers
ADDAX
Superdrug
JD
SAFFRON
A105 HIGH ROAD
A105 HIGH ROAD
ALEXANDRA ROAD
CANTON ROAD
MAYES ROAD
PRIMARK
CITY SQUARE
LLOYDS BANK
DICHA-WALA
UNDER OFFER
THE PERFUME SHOP
THERAPIE
BLUE INC
CARD FACTORY
BRILLEN
BONAN ORIGINALS
ELITE JEWELLERS
Foot Locker
SPORTSDIRECT.com
Boots
TIGER
UNDER OFFER
UNDER OFFER
EXPOSURE
WARREN JAMES
woodstone
FERRAL KEN
D
MARKET HALL & FOOD HALL
NEW LOOK
TRENDS SETTERS
LONDON TRIBUNE
KENZIE SCHOOL WEAR

# UPPER LEVEL

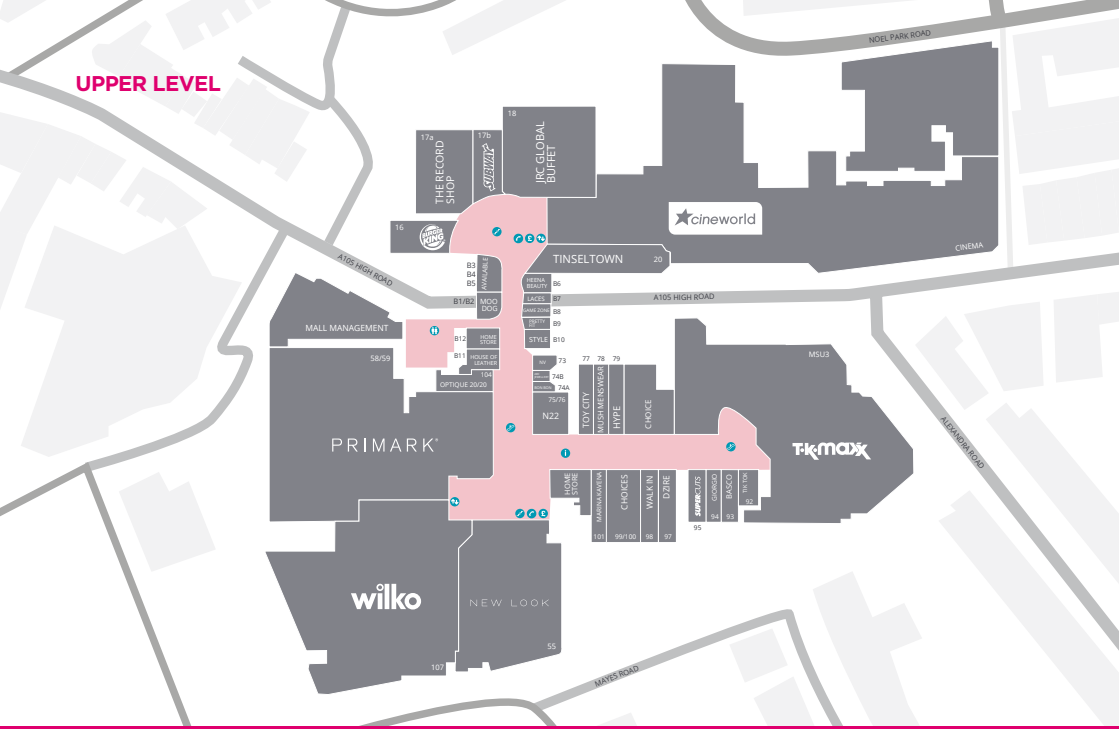

NOEL PARK ROAD
A105 HIGH ROAD
A105 HIGH ROAD
ALEXANDRA ROAD
MAYES ROAD
THE RECORD SHOP
17a
17b
SUBWAY
18
JRC GLOBAL BUFFET
16
BURGER KING
cineworld
CINEMA
TINSELTOWN
20
B3
B4
B5
AVAILABLE
HERNA BEAUTY
B6
LACES
B7
SAVE ZONE
B8
B9
STYLE
B10
B1/B2
MOO DOG
MALL MANAGEMENT
B12
HOME STORE
B11
HOUSE OF SEATHER
58/59
104
OPTIQUE 20/20
NV
73
74B
74A
75/76
N22
77
78
79
TOY CITY
MUSH MENSWEAR
HYPE
CHOICE
MSU3
PRIMARK
T·K·maxx
HOME STORE
MARINA KAVITNA
CHOICES
WALK IN
DZIRE
SUPERCUTS
GIORGIO
BASCO
THK TOK
101
99/100
98
97
95
94
93
92
wilko
NEW LOOK
55
107

# CONTACT DETAILS

C&R

**LEASING EXECUTIVE**
**Emel Ahmet**
emel.ahmet@capreg.com
020 7932 8865

**REGIONAL SALES EXECUTIVE**
**Sofie Bajnoczky**
sofie.bajnocczky@capreg.com
07546 413881

the mall

**GENERAL MANAGER**
**Samantha Davidson**
sam.davidson@themall.co.uk
020 8888 6667

**www.themall.co.uk/wood-green**

Data sources: Centre catchment and dominance figures: CACI Retail Footprint, March 2021. Drive Time, Average Dwell Time, Retail Conversion and Visit Frequency: CACI Exit Surveys - Ilford, Kingfisher, Wood Green, Marlowes – Sept 2019, Maidstone – Oct 2018, Walthamstow – Nov 2017, Luton – Sept 2017. Footfall: Footfall and Springboard full-year 2021 figures. Information provided here is accurate at the time of going to print but changes frequently so please contact us for up to date information.

The information contained in this document is provided for guidance only. Whilst this document has been prepared in good faith and the information it contains is believed to be correct at the time of printing, no representation, warranty, assurance or undertaking (express or implied) is or will be made, and no responsibility or liability is or will be accepted by Capital & Regional or by its officers, employees or agents in relation to the adequacy, accuracy or completeness of this document. All and any such responsibility and liability is expressly disclaimed. Capital & Regional can take no responsibility for actions taken based on the information in this document. Nothing in this document is intended to constitute an offer or invitation and no information set out or referred to in this document will form the basis of any contract. Date of production: September 2022.

C&R CAPITAL & REGIONAL

capreg.com

## Leasing contacts:


**SENIOR COMMERCIAL ADVISOR**

**Iain Mitchell**
07799 136685
iain.mitchell@capreg.com

**RETAIL ASSET MANAGER**

**Gareth Holland**
07764 448520
gareth.holland@capreg.com

**LEASING EXECUTIVE**

**Emel Ahmet**
07795 601228
emel.ahmet@capreg.com

**LEASING EXECUTIVE**

**Tom Johnston**
07841 620539
tom.johnston@capreg.com

**LEASING EXECUTIVE**

**Alex Butler**
07756 505081
alex.butler@capreg.com


## Commercial contacts:


**HEAD OF DIVERSIFIED INCOME**

**Liz Hardy**
07873 616721
liz.hardy@capreg.com

**REGIONAL SALES EXECUTIVE**

**Sofie Bajnoczky**
07546 413881
sofiebajnoczky@capreg.com

**INTERIM REGIONAL SALES EXECUTIVE**

**Courtney Grace**
07507 156831
courtney.grace@capreg.com